

# GETTING STARTED

---

AT EXETER COLLEGE

**YOUR  
FUTURE  
IS BRIGHT**

---

exeter college 



# WELCOME TO COLLEGE.

Congratulations - by enrolling today you've started your journey with Exeter College. You're now part of the Exeter College community and we'll support you to make sure you have the best possible experience. In this short guide you will find all the information you need to get started with us.

Read on for lots of advice for new starters from current learners, a handy first day checklist and lots more. Remember you can also visit the Freshers' page on our website (scan the QR code, right) for more information and resources to help you prepare for becoming a student here.



## CONTENTS.

Your First Days, Your ID Card	3	Financial Support	9
Freshers' Days	4	Your Wellbeing	9
Flying Start	5	Students in their own words - Advice for new starters	10
Timetables	6	Course Queries	11
Your EXtra	7	First Day Checklist	11
College Values	7	Keep in Touch	11
Getting Started with IT	8	College Site Maps	12
Travelling to College	8		

# YOU'VE ENROLLED – WHAT NEXT?

**All new students have a two-day induction from 7-8 September and must attend College on both days. Your first days at Exeter College will be:**

## **Day 1 (Thursday):**

Date: 7 September Start time: \_\_\_\_\_

## **Day 2 (Friday):**

Date: 8 September Start time: \_\_\_\_\_

On both days, please go to room \_\_\_\_\_ in the \_\_\_\_\_ building.

Your tutor is \_\_\_\_\_.

Your faculty is \_\_\_\_\_

*Not sure where to go? See the map at the back!*

-----

## YOUR ID CARD.

All staff and students at Exeter College are issued with an ID card to show that they are a member of the Exeter College community. We expect students to have their Exeter College ID with them at all times. This is important as you will need your ID card to access the Learning Resource Centres, to print and photocopy, for your exams, and to access many of the College buildings.

### **Lost your card?**

You can head to any Learning Resource Centre to ask a staff member to print a new one for you. First replacement card is free but you will need to pay £2 for each re-print after that.



# FRESHERS' DAYS – YOUR FIRST DAYS AT COLLEGE.

## Start for A Level and IB courses

Thursday 7 September, 9am - 3pm and  
Friday 8 September, 10am - 4pm

## Start for all other full time courses

Thursday 7 September, 10am - 4pm and  
Friday 8 September, 9am - 3pm

Your first two days at College are known as Freshers' Days. When you arrive, there will be lots of College staff to meet you and help you find your way around – just look for staff wearing their lanyards and some also wearing blue!

### During the Freshers' Days you will:

- Meet your tutor and your tutor group
- Hear from the College Principal to find out more about the College
- Learn more about your course, your tutorial sessions and the wide range of support available to you with your studies and wellbeing
- Attend the Freshers' Fair – to find out about all the exciting EXtra activities on offer to you\*
- Make new friends and have fun!
- Do some orientation activities to help you find your way around the buildings
- Get your individual College timetable so you know where to go on your first day of lessons (11 September).

### *\*Read on for more information about EXtra*

We know that lots of students are nervous about starting at College, and



about making new friends. Our tutors are really aware of this and will support you through these early days. They will plan lots of activities to help you get to know one another, find your way around College, and feel welcomed and confident as quickly as possible.

If you're nervous keep in mind that everyone is in the same situation and will be as nervous and eager to make friends as you are!

### Any questions? Not sure where to go?

Visit one of the **Helpzones** which will be set up at the following locations: Tower Building, Victoria House, Centre for Creative Industries and Maths and Science Centre. You can also head to your nearest reception for help and signposting.

# YOUR FIRST WEEK OF LESSONS.

Your first full day of lessons at College will be Monday 11 September. Refer to the timetable given to you on your Freshers' Days (7 and 8 September) to know where you need to be for your lessons. You can also head to the Freshers' webpage for more detail about our different sites, especially if you will be learning in a building you have not visited before.




**Scan for the  
Freshers'  
webpage**

Helpzones will still be in place on your first teaching day at College. Our staff will be on hand through the day to support with queries, no matter how big or small.

# FLYING START.

Flying Start is work set by our subject teachers as preparation and introduction to the courses they teach and will help you to start developing the skills you will need for College.

Visit the Flying Start web page by scanning the QR code below and select your course(s). Please follow the instructions on the page to find out what tasks and activities have been set by your lecturers and bring these along to your Freshers' Day on 7th September.



**Scan for  
Flying Start**



# TIMETABLES.

You will receive your timetable during Freshers' Day. The structure of your timetable will depend on the type of programme you are studying. It is likely your timetable will be quite different from what you are used to at school. Below are example timetables for different programmes:

## A Level

	Monday	Tuesday	Wednesday	Thursday	Friday
09.00 - 10.15	Subject 1	Study period	Subject 3	Study period	Subject 1
10.15 - 10.30	Breaktime				
10.30 - 11.45	Study period	Subject 3	Study period	Subject 3	Extend
11.45 - 12.00	Breaktime				
12.00 - 13.15	Subject 2	Lunch time	EXtra	Subject 2	Lunch time
13.15 - 13.45	Lunch time	Group tutorial	Lunch time	Tutorial 1:1	
13.45 - 15.00	Study period	Subject 2	Subject 1	Lunch time	Subject 2
15.00 - 15.15	Breaktime				
15.15 - 16.30	Subject 3	Study period	Subject 1	Study period	Study period

## Vocational and Technical full time programmes

	Monday	Tuesday	Wednesday	Thursday	Friday
09.00 - 10.15	Lesson	Work Experience/ Study period	Lesson	Study period	Study period
10.15 - 10.30	Breaktime				
10.30 - 11.45	Lesson	Work Experience/ Study period	Lesson	Lesson	Lesson
11.45 - 12.00	Breaktime				
12.00 - 13.15	EXtra	Work Experience/ Study period	Group Tutorial	Lunch time	Lesson
13.15 - 13.45	Lunch time	Lunch time	Lunch time	Tutor 1:1	Lunch time
13.45 - 15.00	Study period	Work Experience/ Study period	Lesson	Lesson	Study period
15.00 - 15.15	Breaktime				
15.15 - 16.30	Lesson	Work Experience/ Study period	Study period	Lesson	Lesson

## International Baccalaureate (IB)

	Monday	Tuesday	Wednesday	Thursday	Friday
09.00 - 10.20	Maths (Group 1)	Electives	Science	ToK* (Group B)	Maths (Group 2)
10.30 - 11.50	Humanities	Tutorial	ToK* (Group A)	Science	Electives
12.00 - 13.20	ToK* (Group B)	Languages (B)		English	ToK* (Group A)
13.40 - 15.00	Languages (B)	English	Maths (Group 1)	Languages (B)	English
15.10 - 16.30	Science	Humanities	Maths (Group 2)	Electives	Humanities

\* Theory of Knowledge




# YOUR EXTRA – MORE THAN YOUR COURSE.


Whilst at College, as well as time spent on your course and in tutorial, you will also have the opportunity to get involved in a wide range of extra-curricular opportunities. We call this element of your College programme EXtra.


From our many clubs and societies to fundraising and volunteering in the community, being part of the Learner Leadership Team or participating in one of our specialist academies, there is something EXtra for everyone! You can find out about what is on offer at the Freshers' Fair on 7 September.

# OUR VALUES ARE WHAT MAKES US, US.

The College Values of Ambition, Collaboration and Energy are principles to frame the way we approach teaching, learning and the student experience.

 **AMBITION** – we challenge our learners and encourage them to push boundaries.

 **COLLABORATION** – we support our learners with our many partnerships, offering opportunities both in and beyond the classroom.

 **ENERGY** – our staff bring enthusiasm and passion and strive to achieve the best for their learners.



# SIGNING INTO YOUR COLLEGE IT ACCOUNT AND RE-SETTING YOUR PASSWORD.

- Once you have your student ID card, you are officially enrolled!
- You will log in to your IT account for the first time with your tutor during induction.
- You should log in by using the first part of your email address (before the @) and the ExeColl password underneath your photo on your student ID card.
- You can then create your own password and set up Microsoft Authenticator.
- For further help logging in and getting started you can visit your nearest LRC.



## TRAVELLING TO COLLEGE.

You are eligible for the Exeter College subsidised Travel Scheme if:

- You will be over 16 and under 19 on the 1 September
- You will be studying on a full time course
- You live more than 3 miles from Exeter College

You should have now either received your travel pass or applied for your travel pass. If you need a pass and have not yet applied, please head to the Travel webpage for more information and for contact details.



**Scan for  
Travel Support**







## FINANCIAL SUPPORT.

The 16-19 Bursary Fund is available to help with the costs of coming to College. You can apply for financial support if you meet any of the following criteria:

- Your household income is £30,000 or below.
- You are in care, a care leaver or living independently.
- You received free school meals and think you might still be eligible.

We encourage you to submit an application early. Visit the Bursary webpage for more information and for contact details.



**Scan for  
Bursary**

## YOUR WELLBEING.

Exeter College has a dedicated Wellbeing Team who support students with all aspects of wellbeing, from coping with workload to helping with physical or mental health conditions, and more. The team run a drop-in service across the College sites through term time. Contact them via email at [studentservices@exe-coll.ac.uk](mailto:studentservices@exe-coll.ac.uk) or call 01392 400499.

If you have a medical condition which you'd like staff to be aware of, make sure you have completed a medical form. You can check your health information on your eILP and update it with any changes. Remember to bring any emergency medication and safely store this in your bag. If you'd like to speak to the nurse about any health conditions, please use the contact details above or visit Greystone House at the Hele Road site.

The College has a Safeguarding Team committed to ensuring that all students feel safe and protected. You can contact the Safeguarding Team directly or speak to any staff member who can put you in touch with the team. The Safeguarding Team are located at Greystone House, Hele Road site.

# STUDENTS IN THEIR OWN WORDS – ADVICE FOR NEW STARTERS.

---

Most students get a little nervous about starting at a new College. There will be lots of new faces and the way you study will be a little different to how it was at GCSE. The trick is to remember that everyone is in the same boat as you. We've asked our current students for their tips to help you with the transition so you can enjoy College life as much as possible...

## **“Make new friends and have fun”**

If you are a little on the shy side, don't worry. Remember, everyone is new! Get involved in tutor group activities and find the EXtra opportunities that suit you – these are a great way to meet other students and to enjoy time away from study.

## **“Make use of College facilities”**

Check out Central Fitness (the College gym), enjoy the social spaces, do as much of your homework and study as possible while you're in College in one of our Learning Resource Centres or study spaces.

## **“Stay organised”**

Loose bits of paper get lost, it's as simple as that! Organise a folder or use OneNote (available through your College account) to the best of your abilities, utilising different sections for different subject areas. This will help you to stay on top of your homework and assignments, make revision simpler, and reduce stress.

## **“Check your College email regularly!”**

Make a habit of checking your College emails regularly so that you do not miss out on important announcements or opportunities.

## **“Balance your home and College life”**

College can be very demanding, but this doesn't mean that it should control your life. Make time for the things you enjoy outside of study time too.

## **“You can only get out what you put in – so give it a 100%”**

If you are not in class you cannot learn, and if you are not learning, you are simply not going to pass your course! Exeter College operates a 100% attendance policy to help you meet your targets and keep up to date with your work.



## “Keep your personal details up to date”

If you change your mobile number or your parent/guardian changes their email address, for example, be sure to update that information on your eLP and on your Microsoft security info.

## “Get your TOTUM discount card”

Once enrolled you can buy a TOTUM student discount card which gives you access to lots of great discounts on the high street and online. Scan the below QR code to get your card and to discover more today.







**Please note this link will go live on 25 August.**

# COURSE QUERIES.

Your tutor is your assigned first point of contact for any queries or concerns you may have during your time at College. If you aren't sure that the course you've chosen is right for you, your tutor and lecturers can talk to you about your programme of study and can also support you in discussing alternative options where appropriate.

# FIRST DAY CHECKLIST.

- ☐ Apply for your travel pass (if required)
- ☐ Apply for your financial support (if required)
- ☐ Complete your Flying Start work
- ☐ Follow us on social media:
  -  @ExeterCollege
  -  @ExeterCollege
  -  @ExeterCollege
  -  Exeter College
- ☐ Pack your bag – pens, paper, Your Getting Started Guide, packed lunch or money, water bottle, Flying Start work (if needed)
- ☐ Choose your first day outfit
- ☐ Don't forget your Exeter College student ID card
- ☐ Check your route to College
- ☐ Get an early night!

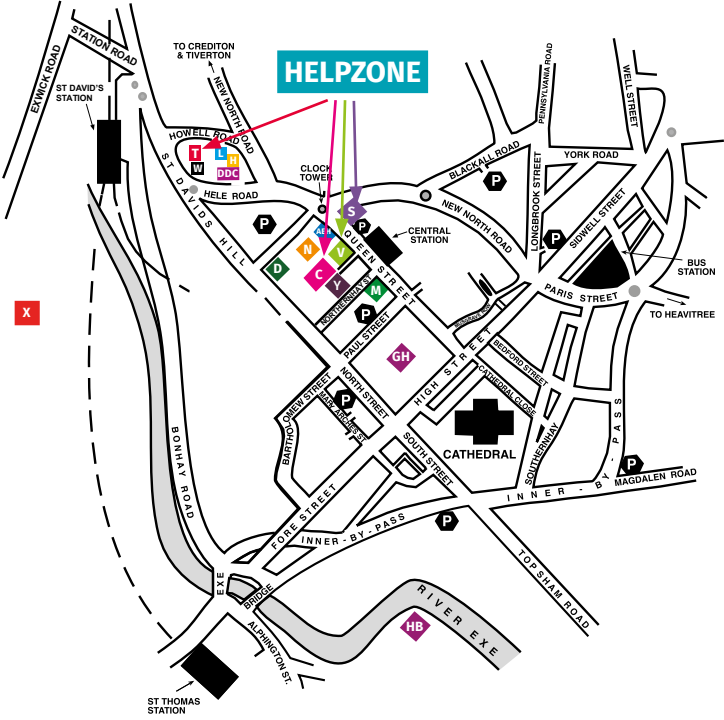
# KEEP IN TOUCH.

If you have any further questions about getting started at Exeter College please get in touch.

For further advice about starting College contact the **College Advice Team** on 01392 400600 or email [cat@exe-coll.ac.uk](mailto:cat@exe-coll.ac.uk).

Managed to secure an employer to start your Apprenticeship? Contact: **Apprenticeship Team** 01392 400800 or email [apprentices@exe-coll.ac.uk](mailto:apprentices@exe-coll.ac.uk).

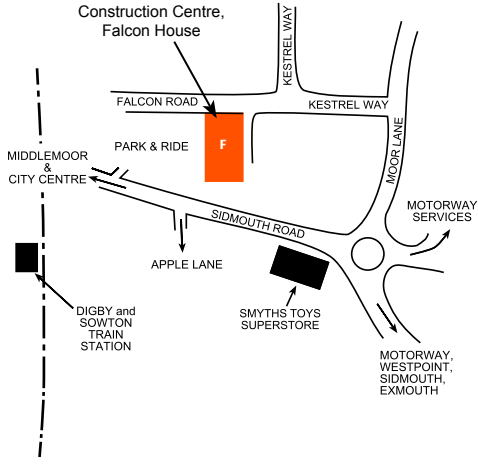
# COLLEGE SITES MAP.



## KEY

- T** Tower Building
- DDC** Digital Data Centre
- H** Hele Building
- W** Ted Wragg
- L** Laurence Building
- V** Victoria House
- C** Centre for Creative Industries (CCI)
- S** Maths and Science Centre
- N** Sports Hall
- Y** Victoria Yard
- M** Centre for Music and Performance
- HB** Haven Banks
- X** Exwick Sports Pavilion
- AEH** Apprenticeship Hub
- D** The HILL
- F** Construction Centre
- E** Technology Centre
- FSC** Future Skills Centre

## SOWTON TRADING ESTATE



## MONKERTON

